



Self-Guided Tour Packet Second Grade Teacher's Guide

Welcome to Lauritzen Gardens!

We are providing this guide to assist you and your students in learning about nature and the various gardens within our 100-acre property. This guide includes suggested stops and activities in addition to general garden information.

Please note that you will likely not be able to visit all areas of the Garden during your visit.



Scan or click here
<https://www.youtube.com/watch?v=UlwypYakqx4> for a brief introduction to Lauritzen Gardens.

GARDEN LOCATIONS

- | | |
|--|--|
| 1 Dr. C.C. and Mabel L. Criss Memorial Foundation Parking Garden | 12 Model Railroad Garden |
| 2 Arrival Garden | 13 Robert H. Storz Family Rose Garden |
| 3 Marjorie K. Daugherty Conservatory | 14 Children's Garden |
| 4 Woodland Trail | 15 Herb Garden |
| 5 Festival Garden | 16 Founders' Garden |
| 6 Woodland Waterfall | 17 Sunru Castle Gate and Mt. Fuji Replica |
| 7 Hitchcock-Koehnitz Victorian Garden | 18 David and Pamela Gross Family Spring Flowering Walk |
| 8 English Perennial Border | 19 Song of the Lark Meadow |
| 9 Tree Peony Garden | 20 Garden of Memories |
| 10 Garden in the Glen | 21 Kenrick Park |
| 11 Arboretum and Oberman Bird Sanctuary | |

Lauritzen Gardens offers a 100-acre site, 20 garden spaces and a visitor and education center that includes a gift shop, horticulture library, classrooms, 5,000-square-foot floral display hall and rental facilities.

GARDEN ETIQUETTE

For the enjoyment of others and the protection of the gardens, we thank you for following these simple guidelines:

- View and smell the flowers, fruits, leaves and seeds, but please leave them for others to enjoy.
- Marvel at the trees, walls, sculptures and fountains, but please do not climb on them.
- Only food purchased from Lauritzen Gardens' cafe may be eaten in the designated areas. Food is not allowed to be eaten on the garden grounds.
- With the exception of service dogs, animals are prohibited.
- Lauritzen Gardens is not a park. No jogging or running. Recreational items such as frisbees, kites, bicycles, sleds, skateboards, scooters and roller blades are not allowed in the visitor and education center or anywhere within the garden.
- Smoking is not permitted in any building.



KEY

- PARKING
- CAFE (open 10 AM to 2 PM daily)
- RESTROOMS
- RESTROOMS (Seasonal)
- DRINKING FOUNTAIN
- ROADS

CONTACT US

(402) 346-4002

DONATIONS AND TRIBUTES | EXT. 224
 EDUCATION | EXT. 253 OR 212
 GENERAL INFORMATION | EXT. 201
 MEMBERSHIP | EXT. 214
 RENTAL FACILITIES | EXT. 261
 VOLUNTEERING | EXT. 263

www.lauritzengardens.org

You will enter the main Gardens through the Visitor and Education Center. It is recommended that you make brief stops at points that interest your group, but proceed to one of the highlighted gardens for your first activity.


If you are visiting with multiple groups, please consider beginning your tour farther out in the Gardens to avoid congestion.

Self-guided tours do not include visiting the Conservatory, the Woodland Trail or the Visitor and Education Center

Suggested Garden Locations and Items of Interest

Woodland Waterfall (#6)

- ❖ Notice the animal burrows in the Loess Hill soil to the left of the pathway just prior to the waterfall
- ❖ Take the opportunity to identify some of earth's materials (soil, water, wood chips, rocks)
- ❖ Note living and non-living things in this location
 - Living: Trees, plants, any animals that may be present
 - Non-Living: 'New Friends' statue, water, rocks, bench

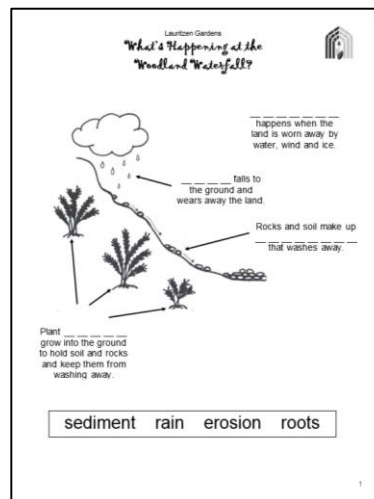


State Standard References and Notes

[NE](#): SC 2.4.2
[IA](#): 2-ESS-1

What's Happening at the Woodland Waterfall? Activity in Student Handout

Point out the natural valley between the hills created by erosion above the Woodland Waterfall. Discuss the importance of vegetation on the hillside and its effect on erosion prevention. Move to the opposite side of the pathway to view water's continuing journey to the river. Have students complete page 1 of the Student Handout.



To view a video about erosion click here:



Garden in the Glen (#10)


- ❖ A 'glen' is a valley between two hills
- ❖ The glen is lined with black locust trees which provide shade for the shade-loving plants that thrive in this garden



[NE: 2.3.1.d](#)
[IA: 2-LS4-1](#)

Model Railroad Garden (#12)

- ❖ Showcases several G-scale model trains
- ❖ Buildings are replicas of historically and culturally significant Omaha buildings
- ❖ Buildings, bridges and trestles are constructed using all natural materials (seedpods, twigs, pine cones, bark, bamboo, etc.)



Model trains and building replicas are on display May – October.

Arboretum (#11)

- ❖ 'Arboretum' means garden for trees
- ❖ Bronze sculpture of Sand Hill crane; Sandhill cranes are migratory birds that gather along Nebraska's Platte River every spring to rest before traveling north to Canada
- ❖ The Arboretum also serves as a bird sanctuary; look for [cardinals](#), [chickadees](#), [robins](#), and [goldfinches](#).
- ❖ Continue following the path to the left to discover the Marsh Pond.



[NE: SC 2.3.1](#)
[IA: 2-PS-1; 2-LS2-1; 2-LS4-1](#)



Goldfinch Video and Song

Arboretum (#11) (continued)


Habitat Comparison Activity in Student Handout

Discuss both the Marsh and the Forest habitats that are seen in the Arboretum and have students complete page 2 of the Student Handout.



Sunpu Castle Gate and Mt. Fuji Replica (#17)

❖ This Japanese Garden has a series of 4 gates representing various levels of spiritual and personal space



- Brown gate nearest the road is a kabuki gate signaling “public space”
- Japanese Sunpu (*sūn-pū*)

Castle Gate was a gift from Omaha’s Sister City, Shizouka (*shi-zū-wō-kä*), Japan, in 2005.

- Replica of the reconstructed East Gate at Sunpu Castle (built in 1585) in Japan
- Gate is handmade with carved wooden elements
- 2500 custom-crafted ceramic roof tiles
- Red gates are both tori (*tōr-ē*) gates and signify to visitors they are entering a private or sacred space.

❖ There are 24 stone lanterns, or *ishi-dōrō*, that line the pathway to Mt. Fuji.


- In Japan, stone lanterns were originally used only in Buddhist temples, where they lined and illuminated paths

For more information about Omaha’s Sister City, Shizouka, Japan, click here:
<http://www.omahasistercities.com/cities/shizouka-japan/>

Sunpu Castle Gate and Mt. Fuji Replica (#17) (continued)

Graphing Activity in Student Handout

Have students count and graph items in the Japanese Garden on page 3 of the Student Handout.



[NE](#): MA 2.4.1
[IA](#): 2.MD.D.10

Thank you for visiting Lauritzen Gardens!

Restroom facilities and drinking fountains are located in the southwest corner of the Visitor and Education Center.