



Self-Guided Tour Packet Seventh Grade Teacher's Guide

Welcome to Lauritzen Gardens!

We are providing this guide to assist you and your students in learning about nature and the various gardens within our 100-acre property. This guide includes suggested stops and activities in addition to general garden information.

Please note that you will likely not be able to visit all areas of the Garden during your visit.



Scan or click here
<https://www.youtube.com/watch?v=UlwypYakqx4> for a brief introduction to Lauritzen Gardens.

GARDEN LOCATIONS

- | | | | |
|----|---|----|---|
| 1 | Dr. C. C. and Mabel L. Criss Memorial Foundation Parking Garden | 12 | Moppel Railroad Garden |
| 2 | Arrival Garden | 13 | Robert H. Storz Family Rose Garden |
| 3 | Marjorie K. Daugherty Conservatory | 14 | Children's Garden |
| 4 | Woodland Trail | 15 | Herb Garden |
| 5 | Festival Garden | 16 | Founders' Garden |
| 6 | Woodland Waterfall | 17 | Sunny Castle Gate and Mt. Fuji Replica |
| 7 | Hitchcock-Koontze Victorian Garden | 18 | David and Pamela Gross Family Spring Flowering Walk |
| 8 | English Perennial Border | 19 | Song of the Lark Meadow |
| 9 | Tree Peony Garden | 20 | Garden of Memories |
| 10 | Garden in the Glen | 21 | Kenefick Park |
| 11 | Arboretum and Oberman Bird Sanctuary | | |

Lauritzen Gardens offers a 100-acre site, 20 garden spaces and a visitor and education center that includes a gift shop, horticulture library, classrooms, 5,000-square-foot floral display hall and rental facilities.

GARDEN ETIQUETTE

For the enjoyment of others and the protection of the gardens, we thank you for following these simple guidelines:

- View and smell the flowers, fruits, leaves and seeds, but please leave them for others to enjoy.
- Marvel at the trees, walls, sculptures and fountains, but please do not climb on them.
- Only food purchased from Lauritzen Gardens' cafe may be eaten in the designated areas. Food is not allowed to be eaten on the garden grounds.
- With the exception of service dogs, animals are prohibited.
- Lauritzen Gardens is not a park. No jogging or running. Recreational items such as frisbees, kites, bicycles, sleds, skateboards, scooters and roller blades are not allowed in the visitor and education center or anywhere within the garden.
- Smoking is not permitted in any building.



KEY

- PARKING
- CAFE (OPEN 10 AM TO 2 PM DAILY)
- RESTROOMS
- RESTROOMS (SEASONAL)
- DRINKING FOUNTAIN
- ROADS

CONTACT US
 (402) 346-4002

DONATIONS AND TRIBUTES | EXT. 224
EDUCATION | EXT. 253 OR 212
GENERAL INFORMATION | EXT. 201
MEMBERSHIP | EXT. 214
RENTAL FACILITIES | EXT. 261
VOLUNTEERING | EXT. 263

www.lauritzengardens.org

You will enter the main Gardens through the Visitor and Education Center. It is recommended that you make brief stops at points that interest your group, but proceed to one of the highlighted gardens for your first activity.


If you are visiting with multiple groups, please consider beginning your tour farther out in the Gardens to avoid congestion.

Self-guided tours do not include visiting the Conservatory, the Woodland Trail or the Visitor and Education Center

Suggested Garden Locations and Items of Interest

Woodland Waterfall (#6)

- ❖ Notice the animal burrows in the Loess Hill soil to the left of the pathway just prior to the waterfall
- ❖ Take the opportunity to identify the effects of erosion above the waterfall and across the road and down the hill.



State Standard References and Notes

[NE:](#) SC 8.4.2

To view a video about erosion, scan here:



Victorian Garden (#7)

- ❖ Formal garden designed with lots of textures and shapes
- ❖ Middle rectangular beds are planted with annuals (plants that live only one year)
- ❖ Perimeter beds are perennial plants (plants that return year after year)
- ❖ Statues and architectural elements in this garden were salvaged from historical buildings in Omaha and Council Bluffs and demonstrate how we 're-use' and 'recycle' in our garden



[NE:](#) SC 8.4.3



[IA:](#) MS-LA1-6

Victorian Garden (#7) (continued)

Photosynthesis Activity in Student Handout

Take the opportunity to explore the various plants and flowers in the Victorian Garden. This garden provides an excellent opportunity to discuss plant cells and the photosynthesis process.

Page 1 of the handout provides a brief description of photosynthesis and provides students an opportunity to identify the various elements of the process. A critical thinking activity is provided on page 2.



To view a video about plant cells and photosynthesis, scan here:



Plant Cells

Arboretum (#11)

- ❖ 'Arboretum' means garden for trees
- ❖ Bronze sculpture of Sandhill crane; Sandhill cranes are migratory birds that gather along Nebraska's Platte River every spring to rest before traveling north to Canada
- ❖ The Arboretum also serves as a bird sanctuary; look for [cardinals](#), [chickadees](#), [robins](#), and [goldfinches](#).
- ❖ Continue following the path to the left to discover the Marsh Pond.



Cardinal Video and Song



Goldfinch Video and Song




Robin Video and Song

Arboretum (#11) (continued)

Habitat Ecosystem in Student Handout

After visiting the Arboretum Marsh, discuss the components of an ecosystem. Explore biotic and abiotic factors in a marsh ecosystem and each affects the entire ecosystem. Students may then complete the activity on page 3 of the Student Handout.




[NE:](#) SC 8.3.3
[IA:](#) MS-LS2-2,
MS-LS2-3, MS-LS2-4

To learn more about life in a marsh scan here:



Model Railroad Garden (#12)

- ❖ Showcases several G-scale model trains
- ❖ Buildings are replicas of historically and culturally significant Omaha buildings
- ❖ Buildings, bridges and trestles are constructed using all natural materials (seedpods, twigs, pine cones, bark, bamboo, etc.)



Model trains and building replicas are on display May – October.

Children's Garden (#14)

- ❖ This garden, when in season, contains many different features for the senses
 - 'Smell' garden features both lemon balm and mint
 - 'Taste' garden contains nasturtium, chocolate mint, chives, stevia, basil (Genovese and lemon) and cherry tomato




Children's Garden (#14) (continued)

- 'Touch' garden features sensitive plant, lamb's ear, fennel, junkus and daylilies
- ❖ The Children's Garden also features various plants and vegetables typically planted in a home garden. Take the opportunity to explore these different gardens and prompt students to discuss their knowledge of food sources.

NE: SC 8.3.3
IA: MS-LS2-2,
MS-LS2-3, MS-LS2-4

Food Chain Activity in Student Handout

Discuss simple food chains utilizing the example on page 4 of the Student Handout. Have students complete their own example of a food chain and complete the critical thinking activity.



Thank you for visiting Lauritzen Gardens!

Restroom facilities and drinking fountains are located in the southwest corner of the Visitor and Education Center.